

Video Seamless Switcher MIG-V4 series

Brief

High performance video switcher host MIG-V4 adopts advanced internal 12 bit algorithm, and it makes image clearer, more delicate and colorful. It ensures the output signal synchronization and reducibility as well. Single host supports two channels output, it can support capability up to 3840*1080 pixels, and it supports a multi screen preview display and an auxiliary preview. The input terminal has built-in video matrix, standard configuration supports 12 inputs (optional), maximum number of inputs can be extended to 20, and it can achieve the synchronization lock of input signals to ensure the sync output of signal.

MIG-V4 host works with console control, it can achieve fade switch between 8 layers in program and 8 layers in preview. It can achieve big size LED screen splicing display, multi images switch, multi scene switch, backup function. It has been widely used in automobile exhibition, convention, product release conference, stage performance and so on.

MIG-V4 host adopts large capacity of FPGA array and high speed digital bus matrix as the basic hardware frame, for each kind of input signal, internal process adopts RGB 24 bits/60Hz, meanwhile with built in high performance compression engine, supports seamless splicing of multi screen output, making the output images clearer, smooth, no delay.

MIG-V4 host supports multi signal inputs, including DVI, VGA, HDMI, SDI, it can achieve input signal EDID management. All series products are equipped with after-sale service module, and it support USB upgrade and network control. It is very convenient for technical support and after sales maintenance.

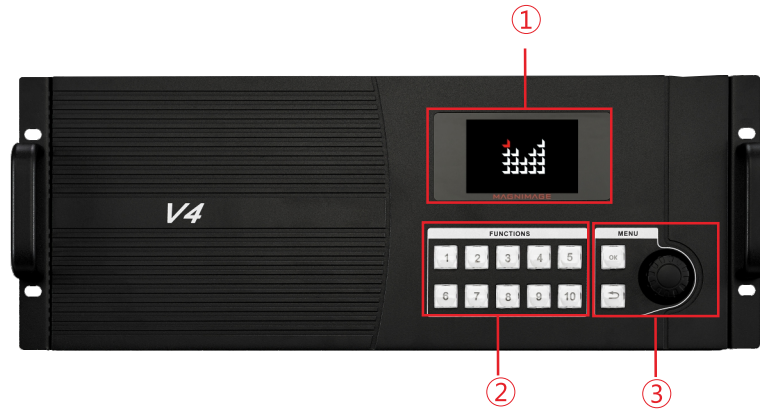


Main characteristics

- Two splicing display of program output, single host can load 3840*1080 pixel
- Each program output supports 4 layers and one HD background image simultaneously
- The size and position of each layer can be modified
- One multi-window preview, one auxiliary preview
- Internal multi layers processing
- Support fade switch between 8 layers in program and 8 layers in preview
- Different switch effects
- Input end built in video matrix
- Video matrix
- Standard 12 inputs (optional)
- Maximum extended to 20 inputs
- Up to 30 user defined presets
- 3 HD background images one pure background simultaneously
- Support text overlay

- Support 20 channels input signal real time preview.
- Support HD background picture capture function
- Input signal EDID management.
- Input and output image real time monitoring.
- Support external synchronization, and multi host cascade mosaic.
- 60Hz real time processing, all channel 24 RGB processing.
- Support edge fusion function, for project splicing.
- Dual power supply redundant backup
- Blade type card design

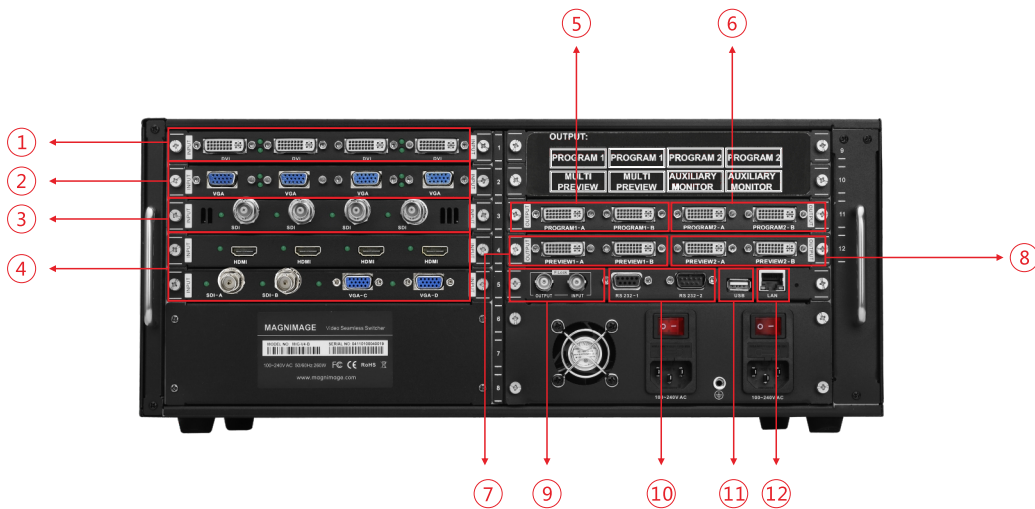
Front and rear panel introduction



1--Display screen :
It indicates the working condition of current host and browse input information, electrical conditions.

2--Function keys:
In given menu interface, achieve specified function.

3--Menu keys:
Browse or set menu content, including the confirmation key, return key and quick button.



1--4×DVI input plugs

2--4×VGA input plugs

3--4×SDI input plugs

4--E.M.input plugs

5--First group program output

6--Second group program output

7--Multi window preview output

8--Replay-show output

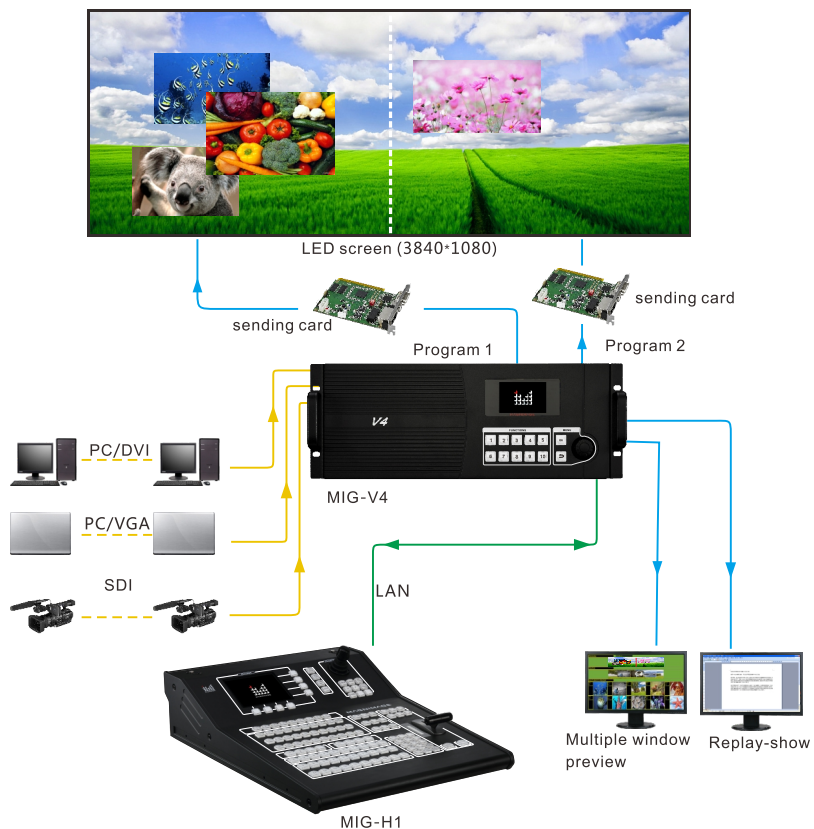
9--Frame lock plugs

10--RS 232 plugs

11--USB for software upgrade

12--LAN

Single host mosaic and auxiliary preview function



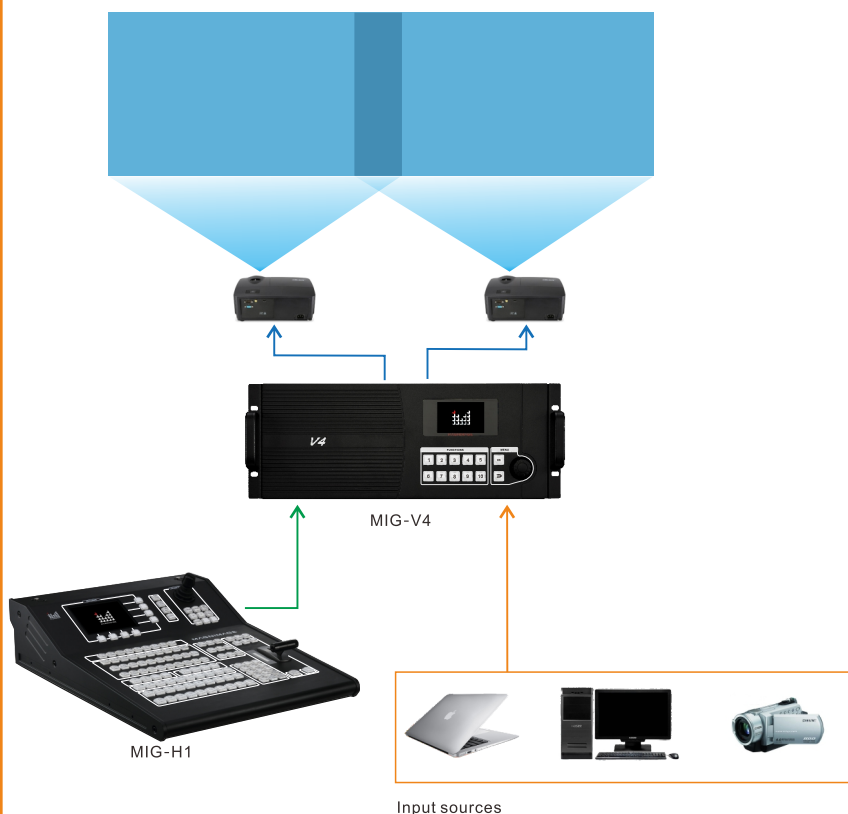
Single host splicing

Two sets of program outputs: Achieving left to right (default) or up to right mosaic by modifying the initial position of program output.

Auxiliary preview

Besides the normal big display screen information which the audience watching, the host on the front stage or spokesman has a display screen from which they can browse the manuscripts they prepared. For example, the host browses their own speech draft so that it can greatly relieve their stress for memorizing the lines to be recited. if the auxiliary preview function is not needed, also it can be presented to the vice screen.

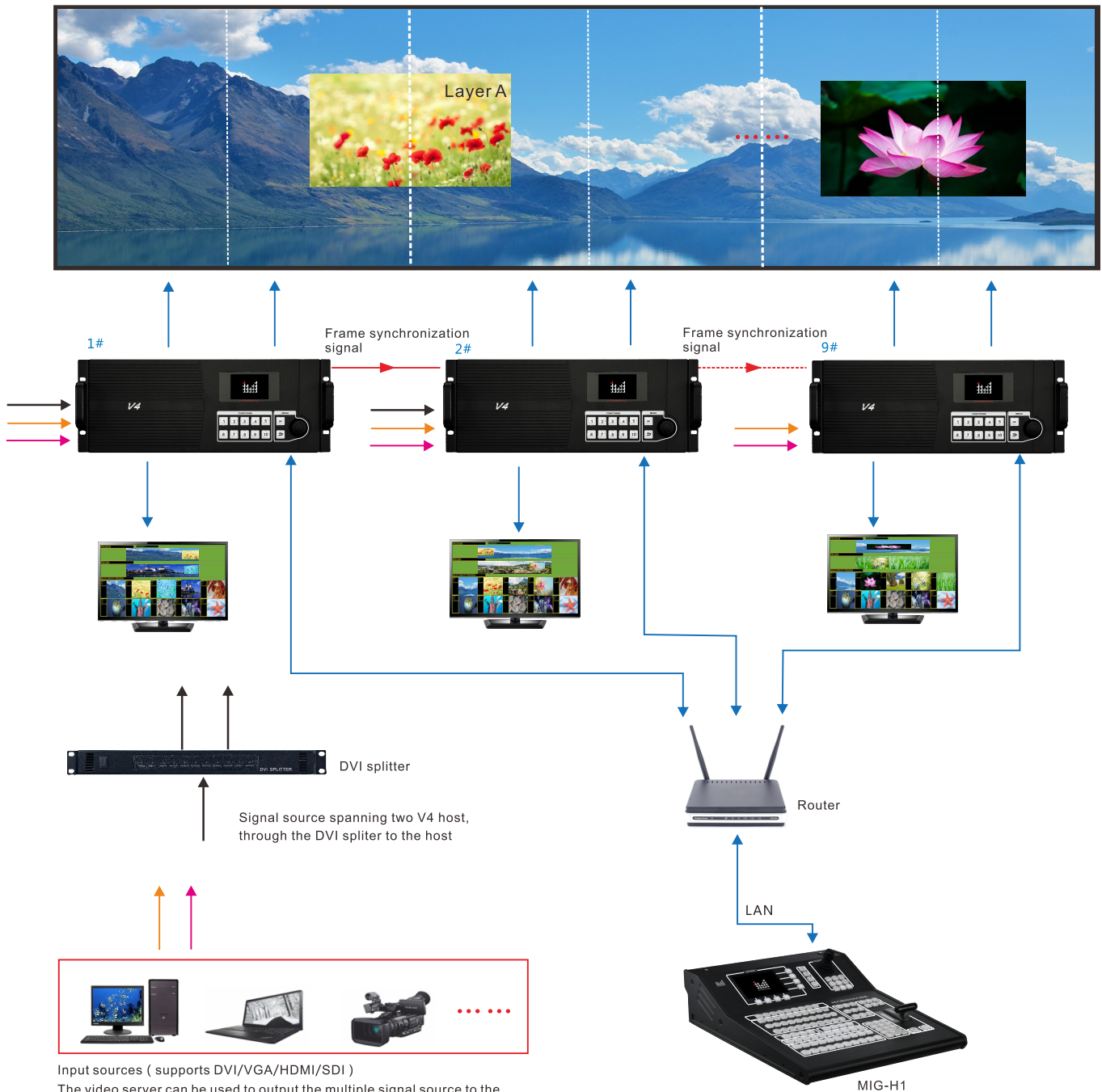
Projection edge fusion splicing



Projection edge fusion splicing

Single V4 host can achieve 2 sets projectors splicing; to use edge fusion function, adjust the parameters of fusion zone position, size, and brightness; by multi V4 hosts centralized control, achieving up to 18 sets of projector fusion splicing.

Multi host splicing



Multi host splicing

To connect each signal source to corresponding V4 host, when there is layer that strides across two V4 hosts, take layer A for example, use a video splitter to connect signal A to two hosts respectively; group the hosts as required.

1. Correct the program output position, splice multi host program output together.
2. Choose hosts independently, edit scenes separately.
3. Multi host scenes synchronous saving.

Multi host template synchronous saving and loading, easy to achieve multi scenes seamless switch.

Technical parameters

Inputs

Type	Ports	NO.	Resolution specification
MIG-V-INVGA	VGA	4	VESA
MIG-V-INDVI	DVI	4	VESA
MIG-V-INSDI	SDI	4	480i, 576i, 720p, 1080i/p(3G SDI)
MIG-V-INHDMI	HDMI	4	EIA/CEA-861 , HDMI-1.3/1.4
MIG-V-INSDIVGA	SDI, VGA	SDI×2, VGA×2	SDI supports 480i, 576i, 720p, 1080i/p(3G SDI) VGA supports VESA

Outputs

Type	Ports	NO.	Resolution specification
Program output	DVI	2×2	1920×1080/60Hz
Preview output	DVI	1×2	1920×1080/60Hz
Replay-show output	DVI	1×2	1920×1080/60Hz

Note: 2×2 indicates two groups of DVI port, two of each group images are same

Host specification

power supply	100-240V AC 50/60Hz
power consumption	260W
Operation temperature	0~45℃
Product dimension (L x W x H)	482.6×371.0×177.0mm
N. W.	14.6kg

MIG-V4 series products type

Host type	Input port type
MIG-V4-A	4×DVI, 4×VGA, 4×SDI
MIG-V4-B	8×DVI, 4×SDI
MIG-V4-C	4×DVI, 4×SDI, 4×HDMI
MIG-V4-D	4×DVI, 2×VGA, 2×SDI, 4×HDMI
MIG-V4-E	8×DVI, 2×VGA, 2×SDI
MIG-V4-F	4×DVI, 6×VGA, 2×SDI

Note: Each host type has two extended input card slot

Extended input card

Extended input card type	Instruction
MIG-V-DVI	4×DVI input
MIG-V-VGA	4×DVI input
MIG-V-HDMI	4×DVI input
MIG-V-SDI	4×DVI input
MIG-V-SDIVGA	2×SDI, 2×VGA input

Including Accessories

Provided accessories:

Instructions ×1
Power cable ×2
DVI cable ×2
Certificate ×1
USB disk ×1

SHENZHEN MAGNIMAGE TECHNOLOGY CO., Ltd

Add : 8F, Bld. F5, TCL International E City, #1001 Zhongshan
Park Road, Nanshan District, Shenzhen City, China
Tel : 86-755-8664 7651 Fax : 86-755-8664 7650

TECHVISIONLED S.r.l.

Via del Sersimone 8D
05100 Terni - Italy
Tel: +39 0744 - 400420 Fax: +39 0744 - 461206
info@techvisionled.com
www.techvisionled.com